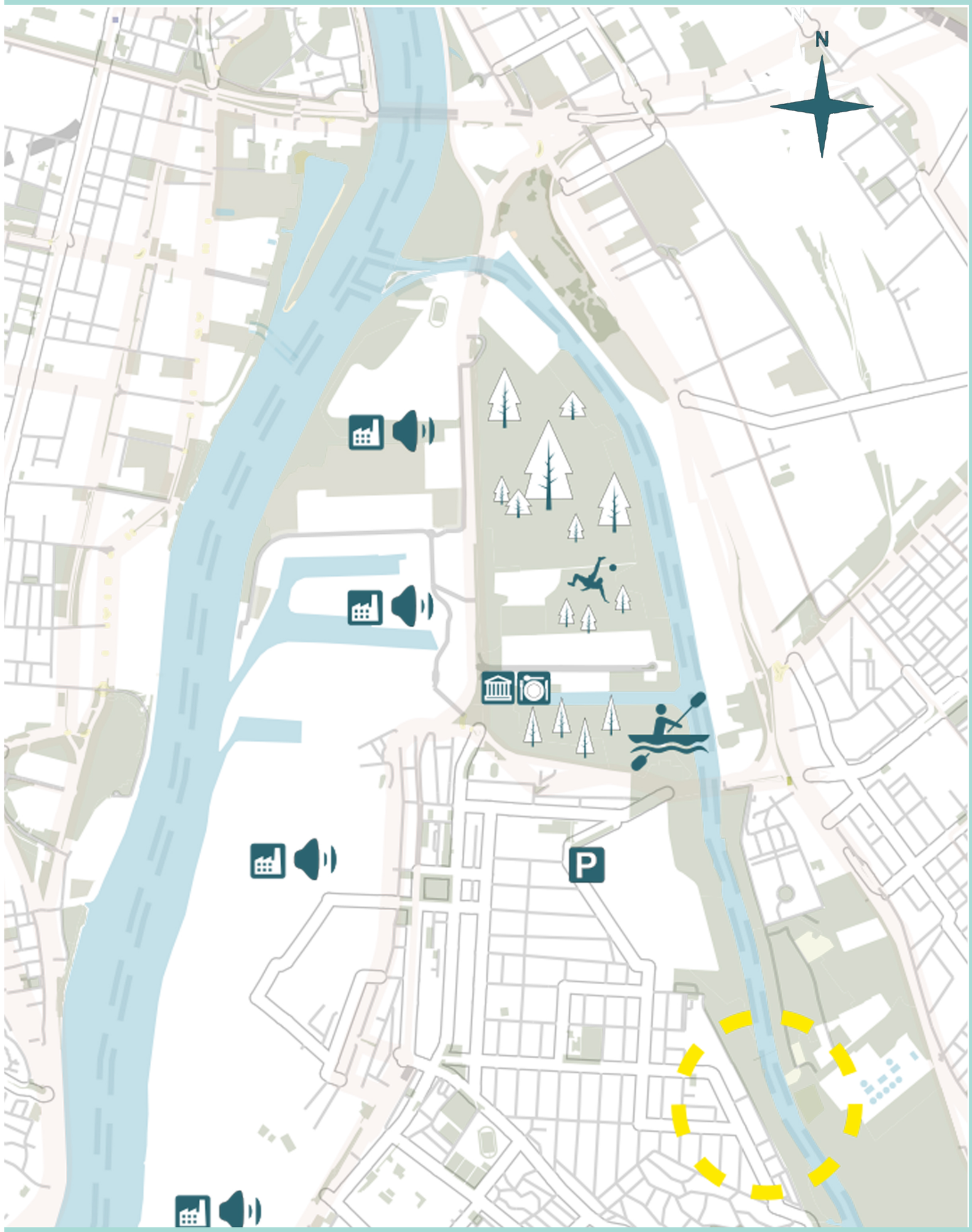
N
P

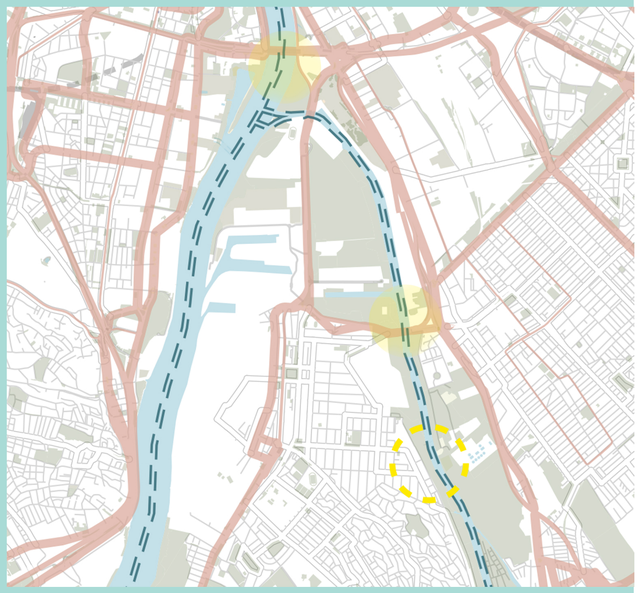


Community



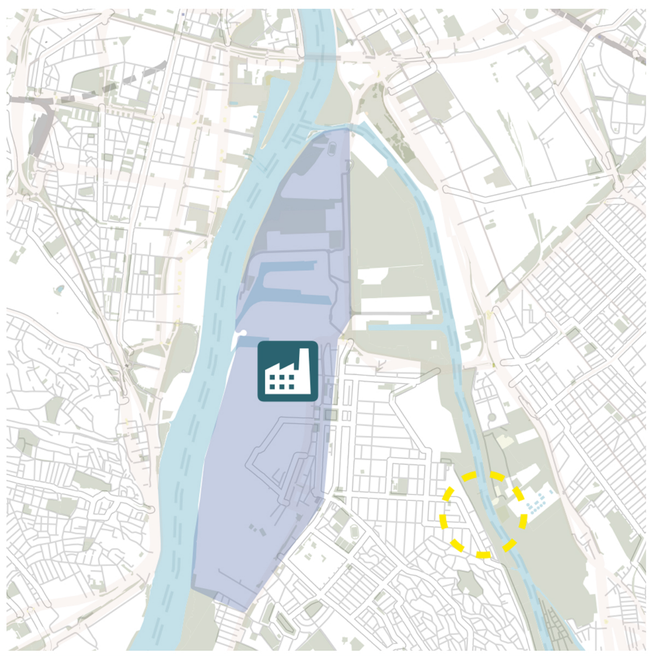

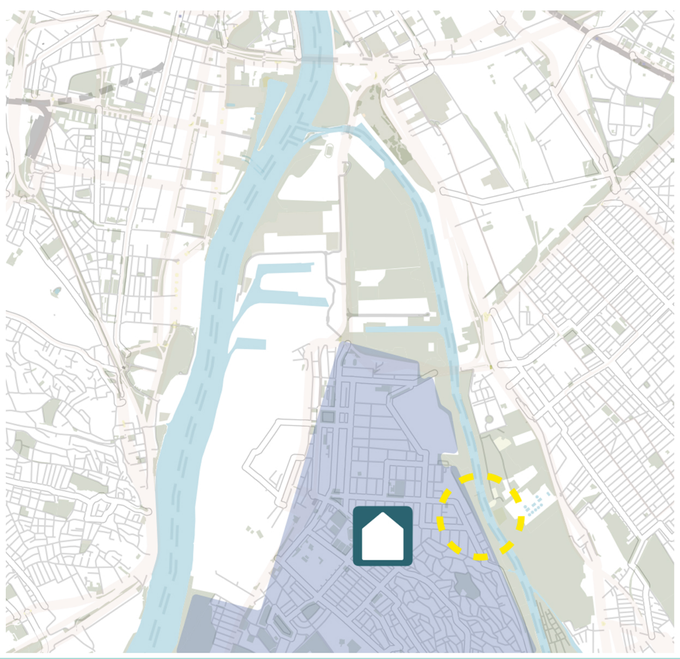

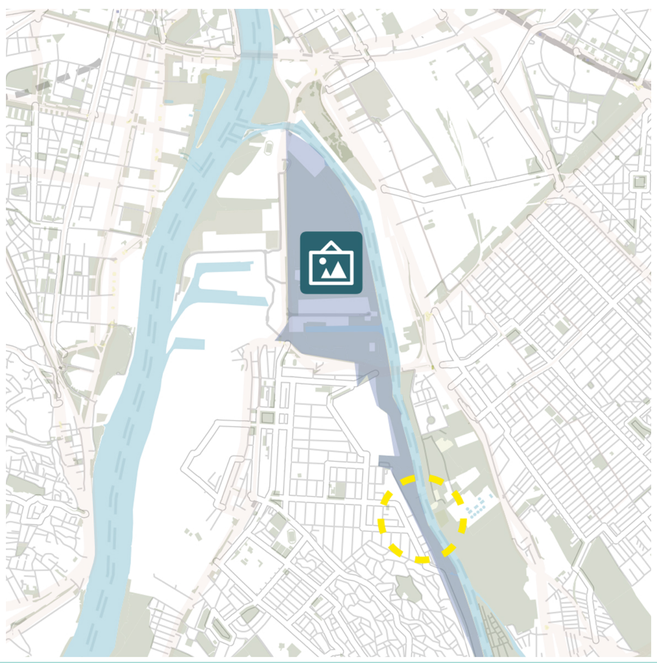

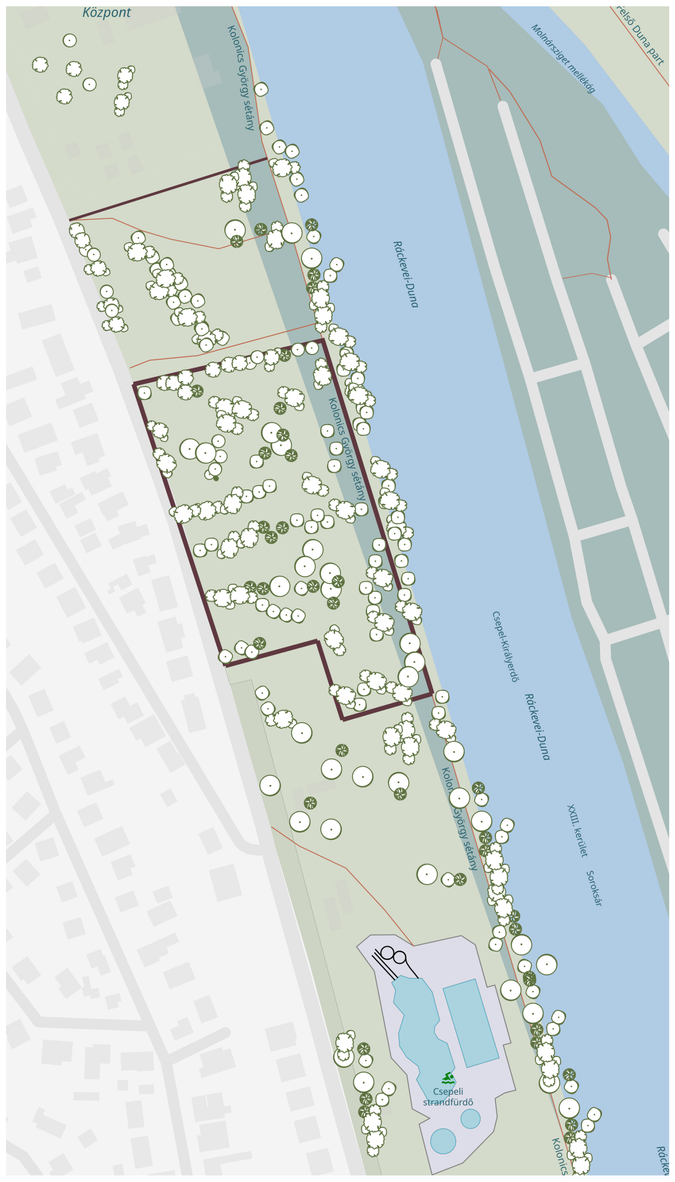

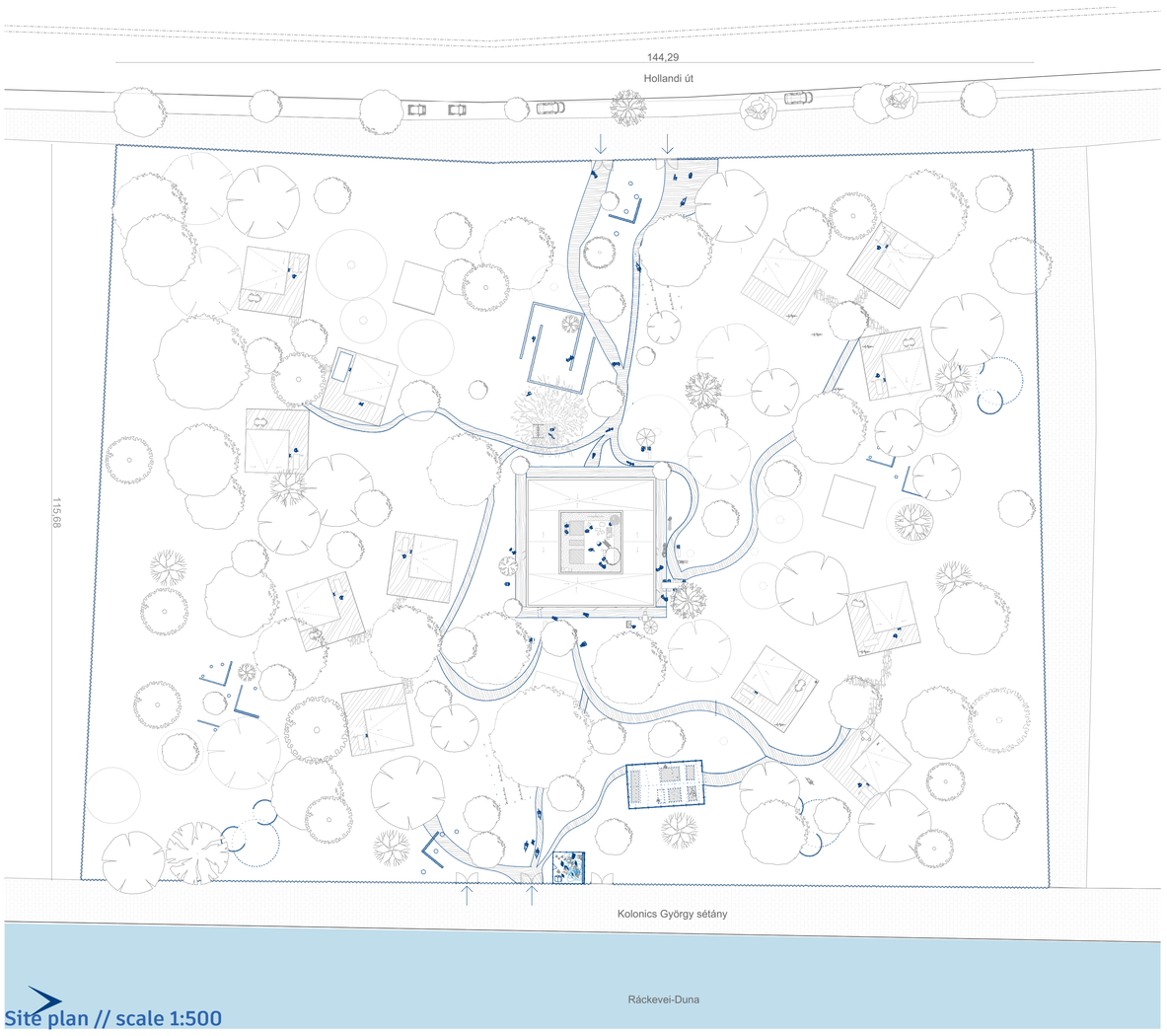

Site plan // scale 1:500

The mission of the mental health-focused urban community center is to provide a compassionate, inclusive, and holistic environment for mental well-being within an urban setting. By integrating nature and innovative design, the center aims to destigmatize mental health care and make it an accessible part of daily life. Our goal is to offer a safe, home-like atmosphere where individuals can receive comprehensive mental health services, engage in therapeutic activities, and find community support. Through sustainable building practices and a focus on natural materials, we strive to create a healing space that promotes both environmental stewardship and the mental well-being of our users.

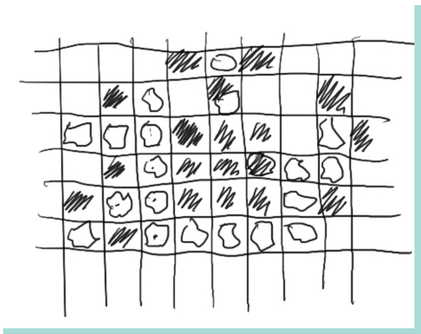









Otthonunk Csepeli // The Center for Urban Mental Health // Csepel, Hungary // Diploma Design Project // Miray Başaran // XG8QDX // HORY, Gergely PhD

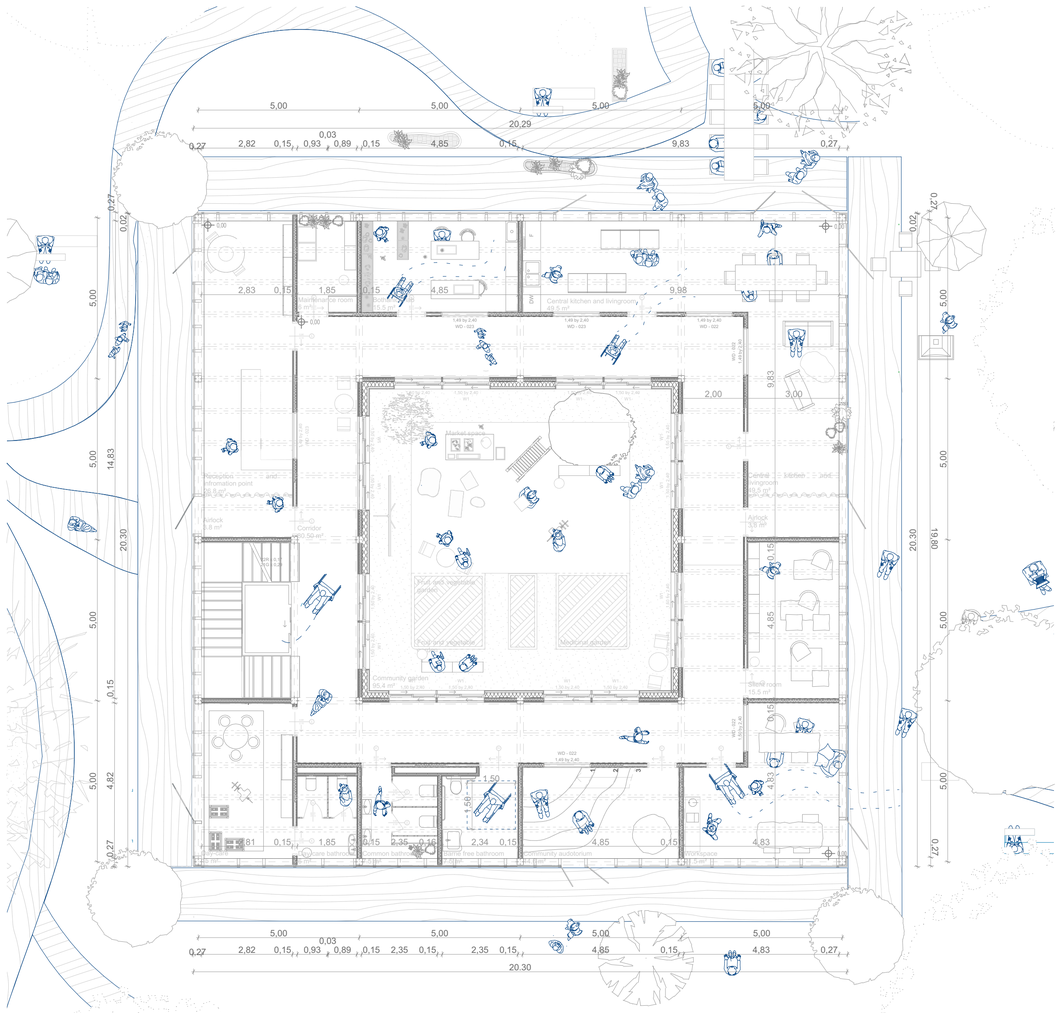

Ground floor // scale 1:100

First floor // scale 1:100

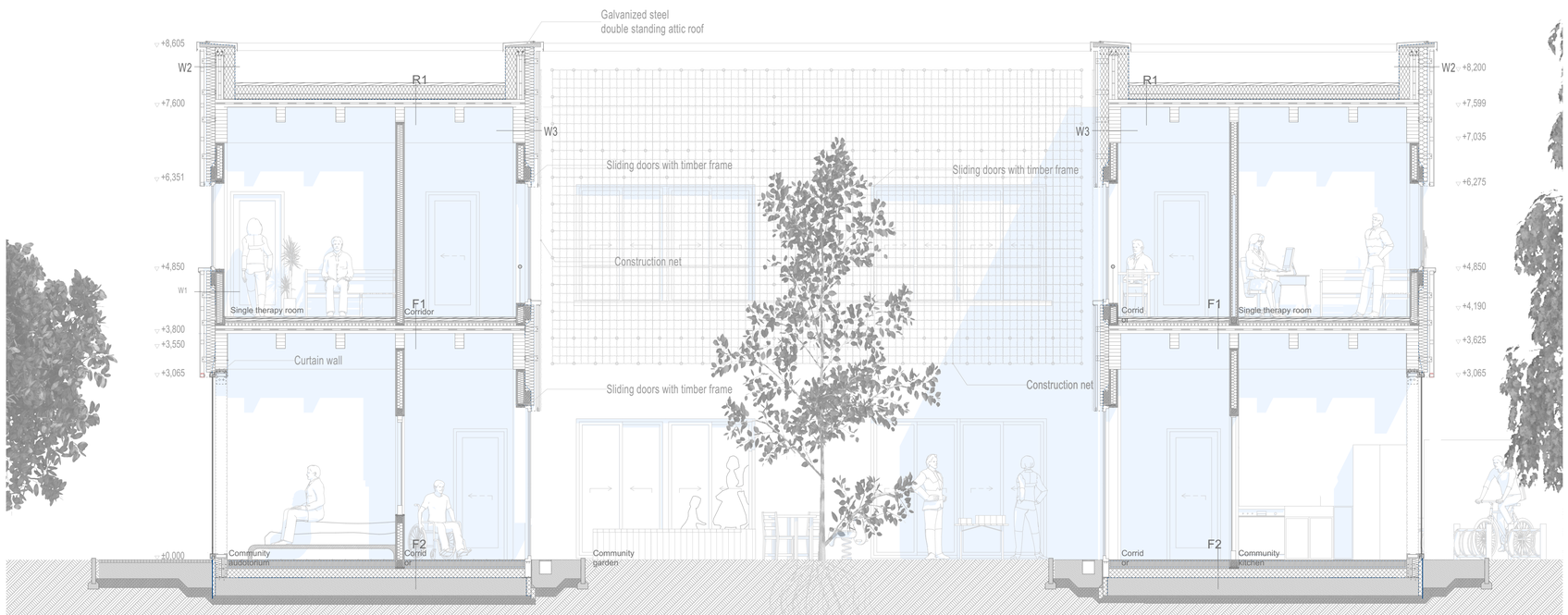

A1 section // scale 1:50

	R1
4 cm	Timber plate
1 layer	Synthetic liner
20cm	XPS
1 layer	PE Foil
1 layer	Flexible PVC waterproofing
5-8 cm	Insulation EPS
10 cm	CLT panel
16/30	Secondary Girder
20/40	GL beam

	W3
2 cm	Timberplate facade cladding
7 cm	Facade living vertical element
4 cm	Air gap
1 layer	Glass fibre vell coat
15 cm	Mineral wool thermal insulation
1 pcs	CLT column
1 layer	PVC waterproofing
10	XPS thermal insulation
1 layer	PE foil

	F1
22 cm	Wooden floor screeding
5 mm	Self levelling smoothing compound
1 layer	PE Foil
4 cm	Dry screed wooden board
3 cm	Floating floor
5 cm	Insulation layer
10 cm	CLT panel
16/30	Secondary girder
20/40	GL beam

	W1
2 cm	Timberplate facade cladding
7 cm	Facade living vertical element
4 cm	Air gap
1 layer	Glass fibre vell coat
15 cm	Mineral wool thermal insulation
1 layer	PVC waterproofing
20/40	GLT beam
1 layer	Vapour and air-tight foil

	W2
2 cm	Polycarbonate facade cladding
7 cm	Facade living vertical element
4 cm	Air gap
1 layer	Glass fibre vell coat
15 cm	Mineral wool thermal insulation
1 layer	Line of the PVC waterproofing
1.25 cm	RBHPS Gypsum Board
1.25 cm	RBHPS Gypsum Board
10 cm	Sound Absorption Layer Fiber Type Sound 6 Lightweight Galvanized Steel
1.25 cm	Post System
1.25 cm	RBHPS Gypsum Board Wooden Plate

	F2
22 cm	Wooden floor screeding
8 cm	Concrete
1 layer	PE Foil
3 cm	XPS Insulation
15.00	XPS Insulation
1 layer	Vapourand air-tight foil
1 layer	Flexible PVC waterproofing
1 layer	PE Foil
30 cm	RC foundation
5 cm	Concrete padding
10 cm	Gravel



Interior courtyard

Otthonunk Csepeli // The Center for Urban Mental Health // Csepel, Hungary // Diploma Design Project // Miray Başaran // XG8QDX // HORY, Gergely PhD

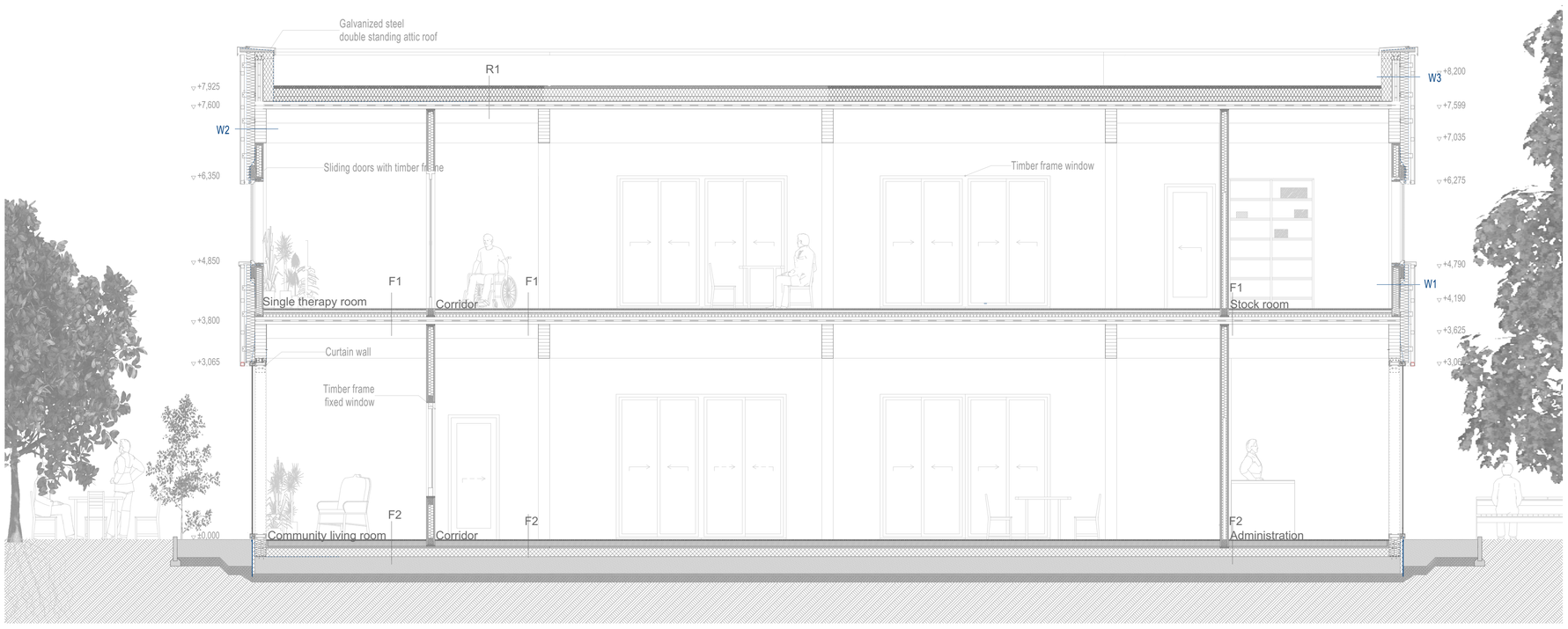

A2 section // scale 1:50

	R1
4 cm	Timber plate
1 lyr	Synthetic filter
28cm	XPS
1 lyr	PE Foil
1 lyr	Flexible PVC waterproofing
5-8 cm	Inclination EPS
16 cm	CLT panel
15/30	Secondary Girder
20/60	GL beam

	W3
2 cm	Timber plate facade cladding
7 cm	Facade fixing vertical element
4 cm	Air gap
1 lyr	Glass fibre veil coat
15 cm	Mineral wool thermal insulation
1 pcs	CLT column
1 lyr	PVC waterproofing
18	XPS thermal insulation
1 lyr	PE foil

	F1
22 cm	Wooden floor covering
5 mm	Self levelling smoothing compound
1 lyr	PE Foil
4 cm	Dry screed wooden board
3 cm	Floating floor
5 cm	Insulation layer
16 cm	CLT panel
15/30	Secondary girder
20/60	GL beam

	W1
2 cm	Timber plate facade cladding
7 cm	Facade fixing vertical element
4 cm	Air gap
1 lyr	Glass fibre veil coat
15 cm	Mineral wool thermal insulation
1 lyr	PVC waterproofing
20/60	GLT beam
1 lyr	Vapour and air-tight foil

	W2
2 cm	Polycarbonate facade cladding
7 cm	Facade fixing vertical element
4 cm	Air gap
1 lyr	Glass fibre veil coat
15 cm	Mineral wool thermal insulation
1 lyr	Line of the PVC waterproofing
1,25 cm	RIGIPS Gypsum Board
1,25 cm	RIGIPS Gypsum Board
10 cm	Sound Absorption Layer Fiber Type Sheet & Lightweight Galvanised Steel
1,25 cm	Post System
1,25 cm	RIGIPS Gypsum Board Wooden Plate

	F2
2 cm	Wooden floor covering
9 cm	Concrete
1 lyr	PE Foil
3 cm	XPS insulation
15,60	XPS insulation
1 lyr	Vapour and air-tight foil
1 lyr	Flexible PVC waterproofing
1 lyr	PE Foil
30 cm	RC foundation
5 cm	Concrete padding
10 cm	Gravel

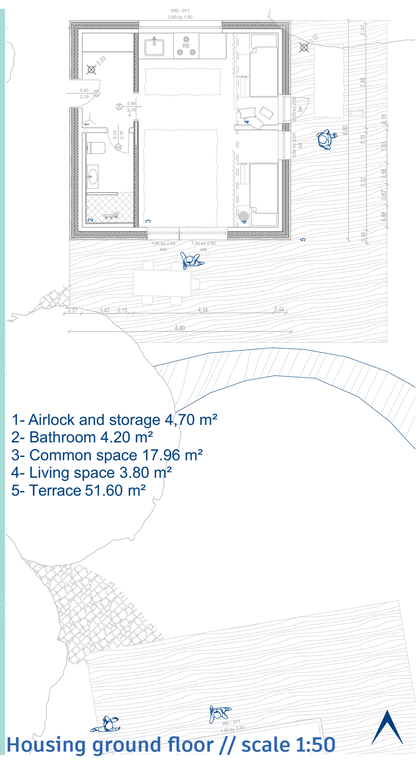

1- Airlock and storage 4,70 m²
2- Bathroom 4.20 m²
3- Common space 17.96 m²
4- Living space 3.80 m²
5- Terrace 51.60 m²

Housing ground floor // scale 1:50

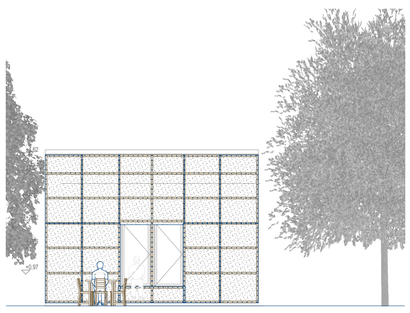

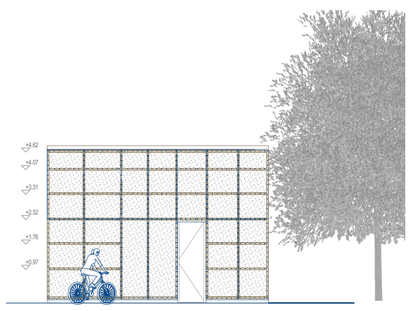

Elevations // scale 1:100

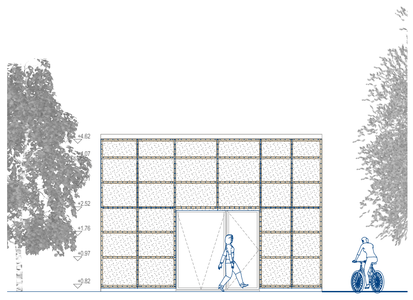

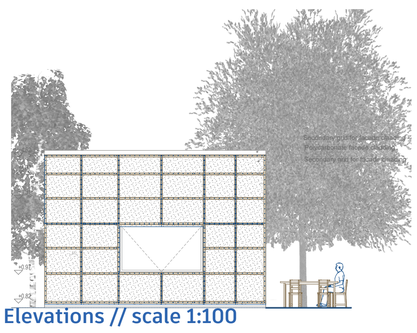

Elevations // scale 1:100

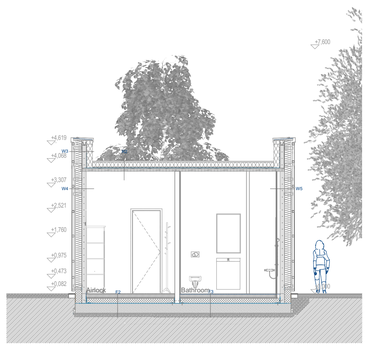

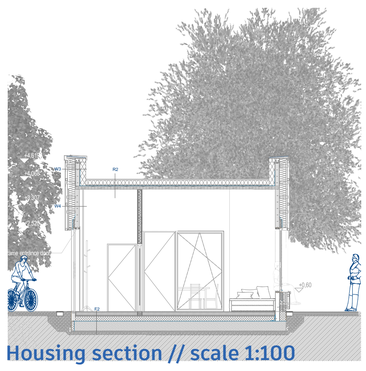

Housing section // scale 1:100



Western elevation // scale 1:50

	W3
2 cm	Timber plate facade cladding
7 cm	Facade fixing vertical element
4 cm	Air gap
1 lyr	Glass fibre veil coat
15 cm	Mineral wool thermal insulation
1 pcs	CLT column every 5 meter with filled
1 lyr	PVC waterproofing
18	XPS thermal insulation
1 lyr	PE foil

1- Galvanized steel
double standing attic roof
2- Galvanized steel mounting strip
3- Line of PVC waterproofing
4- Mineral wool thermal insulation
5- L steel fastener,
nailed to the attic columns
6- Vertical timber plate cladding railing
7- Glass fibre veil coat

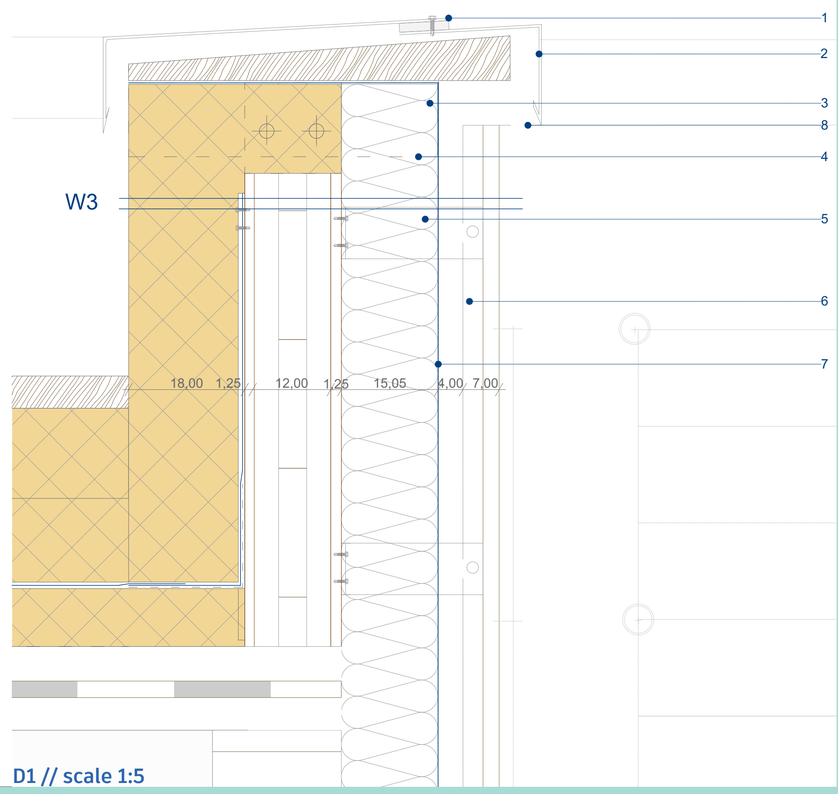

D1 // scale 1:5

Otthonunk Csepeli // The Center for Urban Mental Health // Csepel, Hungary // Diploma Design Project // Miray Başaran // XG8QDX // HORY, Gergely PhD

Order of construction

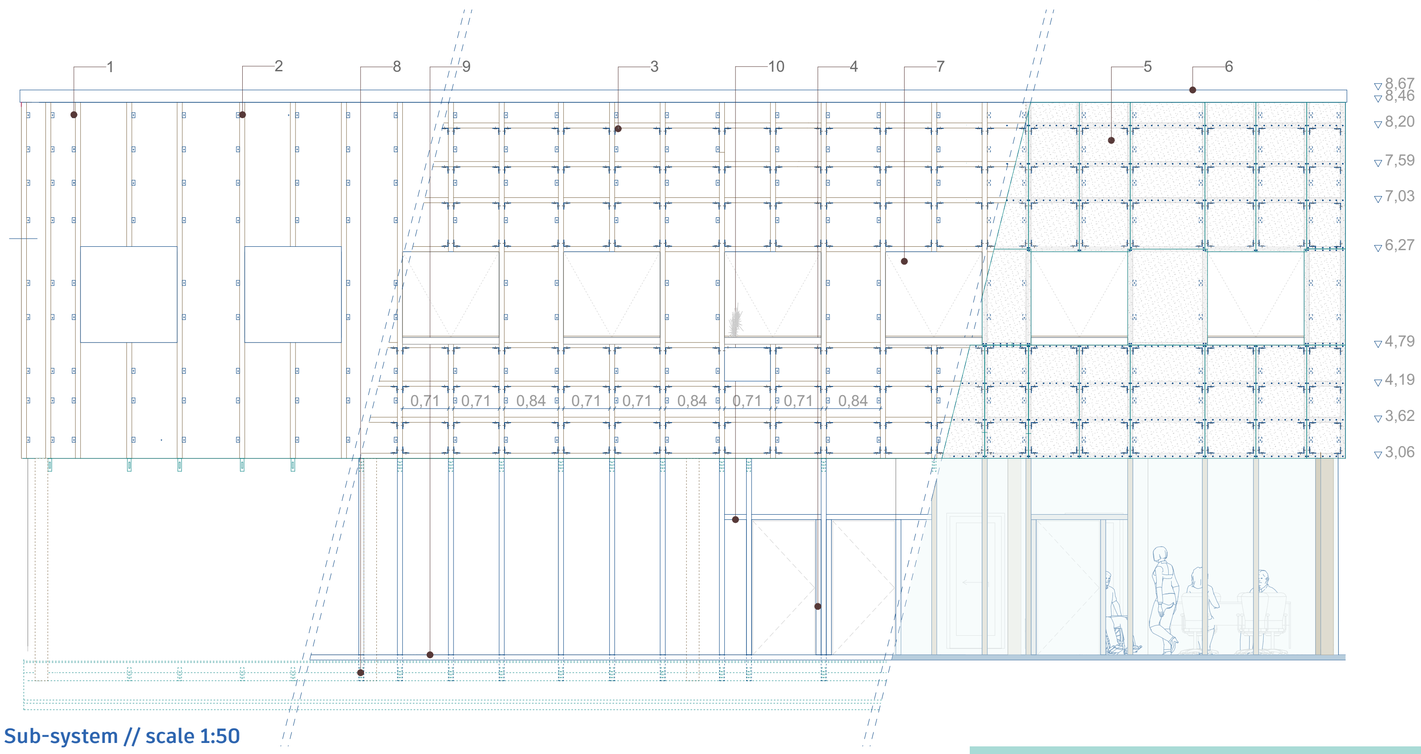

Sub-system // scale 1:50

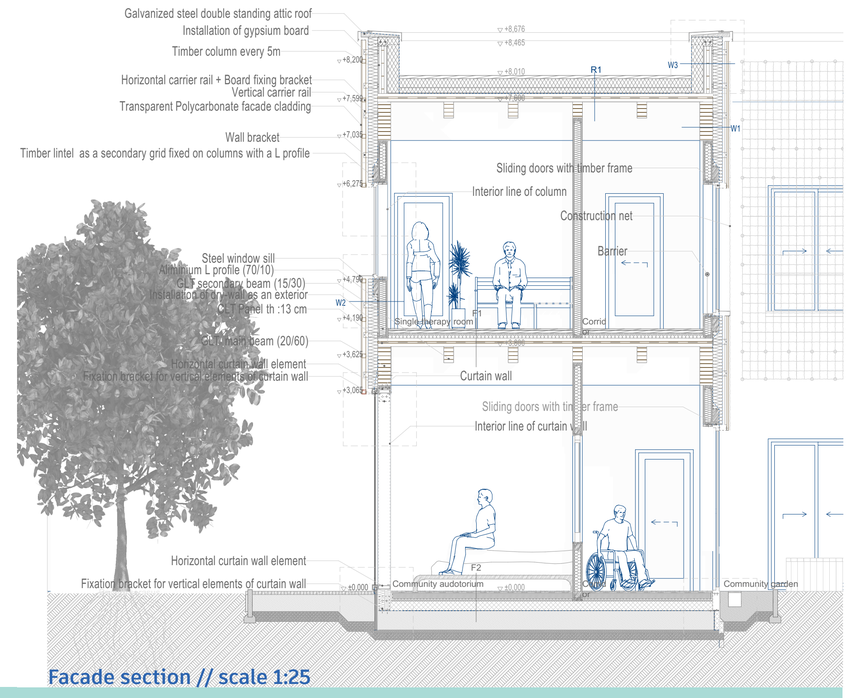

Facade section // scale 1:25

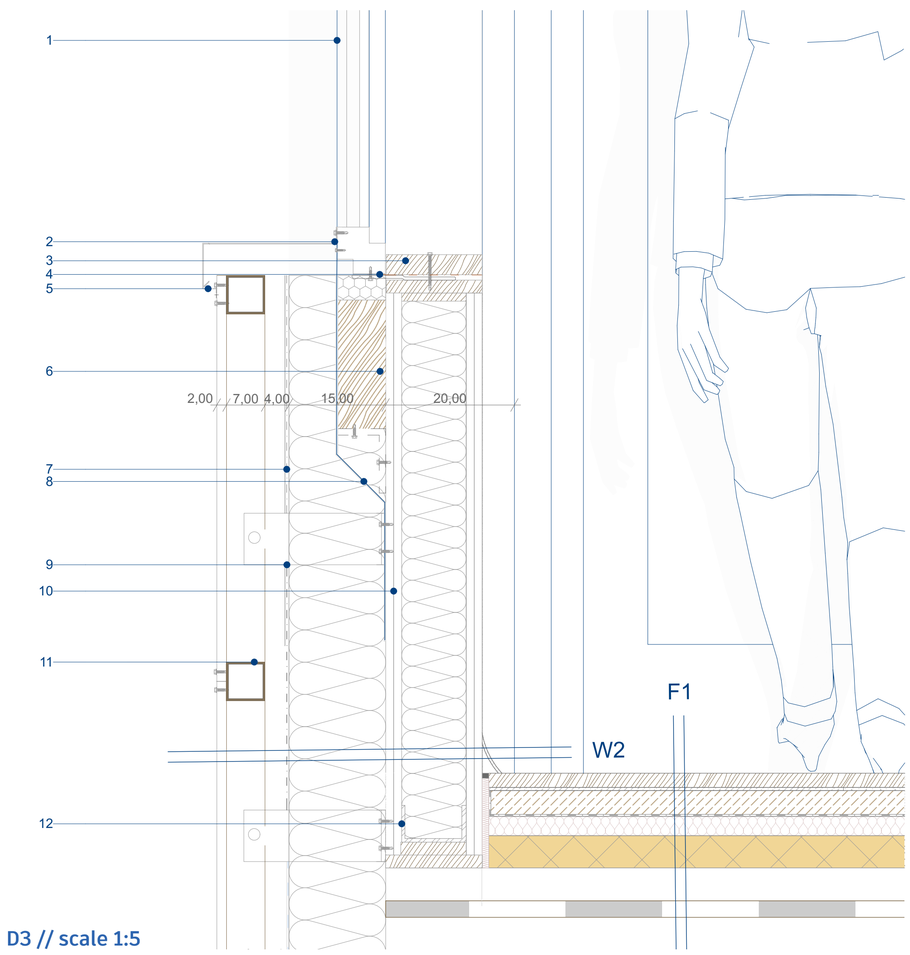

D3 // scale 1:5

	F1
22 cm	Wooden floor covering
5 mm	Self levelling smoothing compound
1 lyr	PE Foil
4 cm	Dry screed wooden board
3 cm	Floating floor
5 cm	Insulation layer
16 cm	CLT panel
15/30	Secondary girder
20/60	GL beam

	W2
2 cm	Polycarbonate facade cladding
7 cm	Facade fixing vertical element
4 cm	Air gap
1 lyr	Glass fibre veil coat
15 cm	Mineral wool thermal insulation
1 lyr	Line of the PVC waterproofing
1,25 cm	RIGIPS Gypsum Board
1,25 cm	RIGIPS Gypsum Board
110 cm	Sound Absorption Layer Fiber Type Sheet & Lightweight Galvanised Steel Post System
1,25 cm	RIGIPS Gypsum Board
1,25 cm	Wooden Plate

1- Timber frame top hung window
2- Metal window sill
3- Wooden window bottom sill
4- Vapour and air-tight foil
5- Air inlet-perforated sheet with intumescent coating
6- Timber lintel fixed on columns
7- Glass fibre weil coat
8- Line of waterproofing
9- Wall bracket
10- RIGIPS Gpsıum board
11- Horizontal facade fixing element
12- Steel element to fix dry wall system

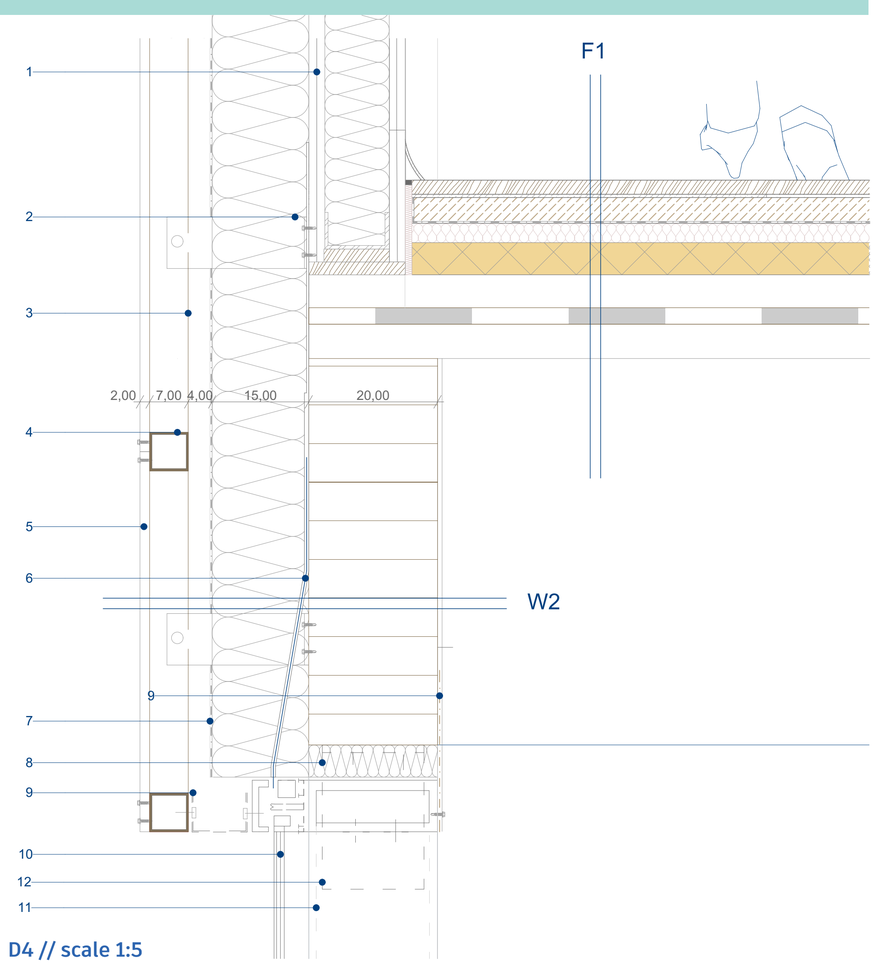

D4 // scale 1:5

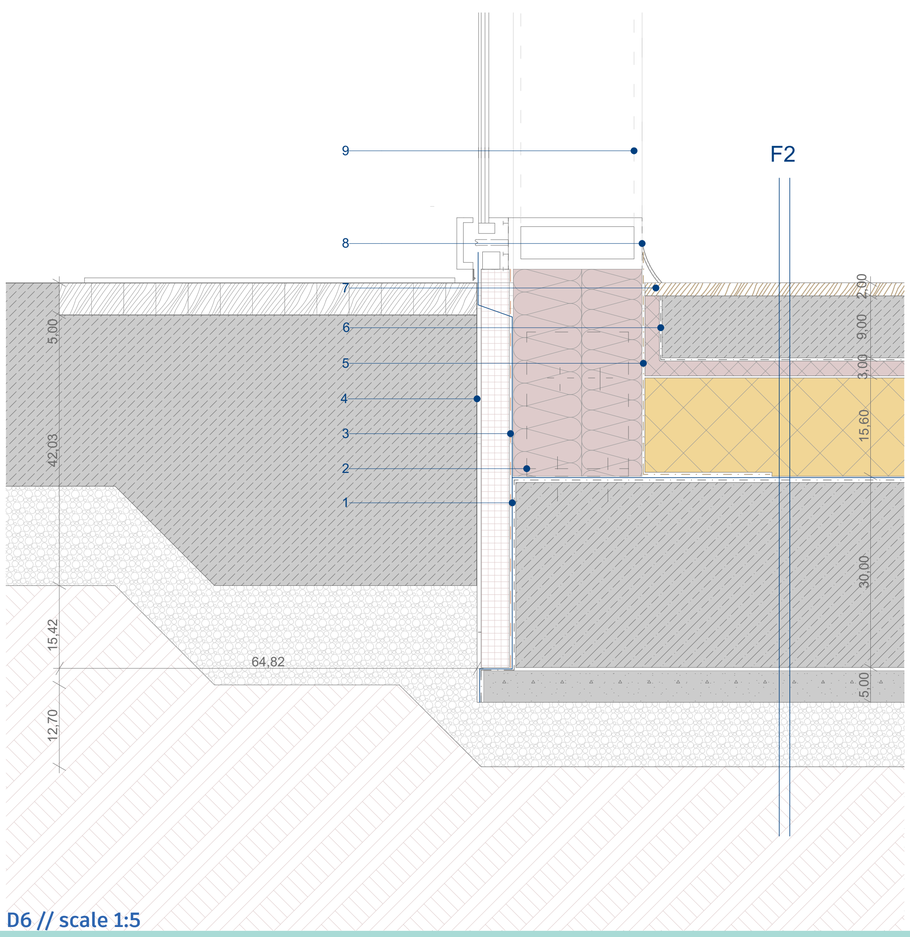

D6 // scale 1:5

	F2
22 cm	Wooden floor covering
9 cm	Concrete
1 lyr	PE Foil
3 cm	XPS insulation
15,60	XPS insulation
1 lyr	Vapour and air-tight foil
1 lyr	Flexible PVC waterproofing
1 lyr	PE Foil
30 cm	RC foundation
5 cm	Concrete padding
10 cm	Gravel

1- PE foil
2- Vertical rib fixing element
3- Bituminous sheet
4- Construction gap
5- Air and vapour-tight foil
6- PE foil
7- Wooden floor covering
8- Permanently flexible sealing
9- Interior line of vertical curtain wall element

1- Composite sliding doors with timber frame
2- Permanently flexible sealing
3- Edge dilatation
4- PE foil
5- Fixing bracket
6- Concrete channel
7- Vapour and air-tight foil
8- Bituminous sheet
9- PUR riser
10- XPS thermal insulation
11- Fixing element for the PUR riser
12- PE foil

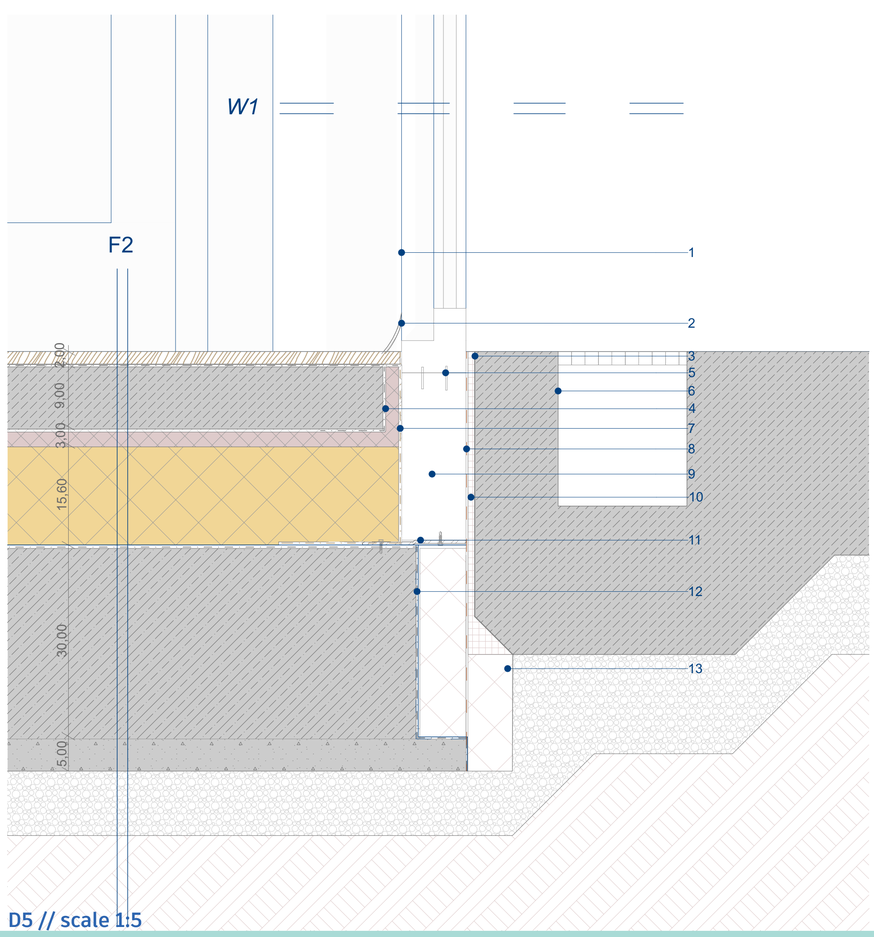

D5 // scale 1:5



Acupuncture clinic //

Single therapy room //



Day-care //



Livingroom//

Slient room //



Community activity space //

Central kitchen //

Otthonunk Csepeli // The Center for Urban Mental Health // Csepel, HUngary // Diploma Design Project // Miray Başaran // XG8QDX // HORY, Gergely PhD

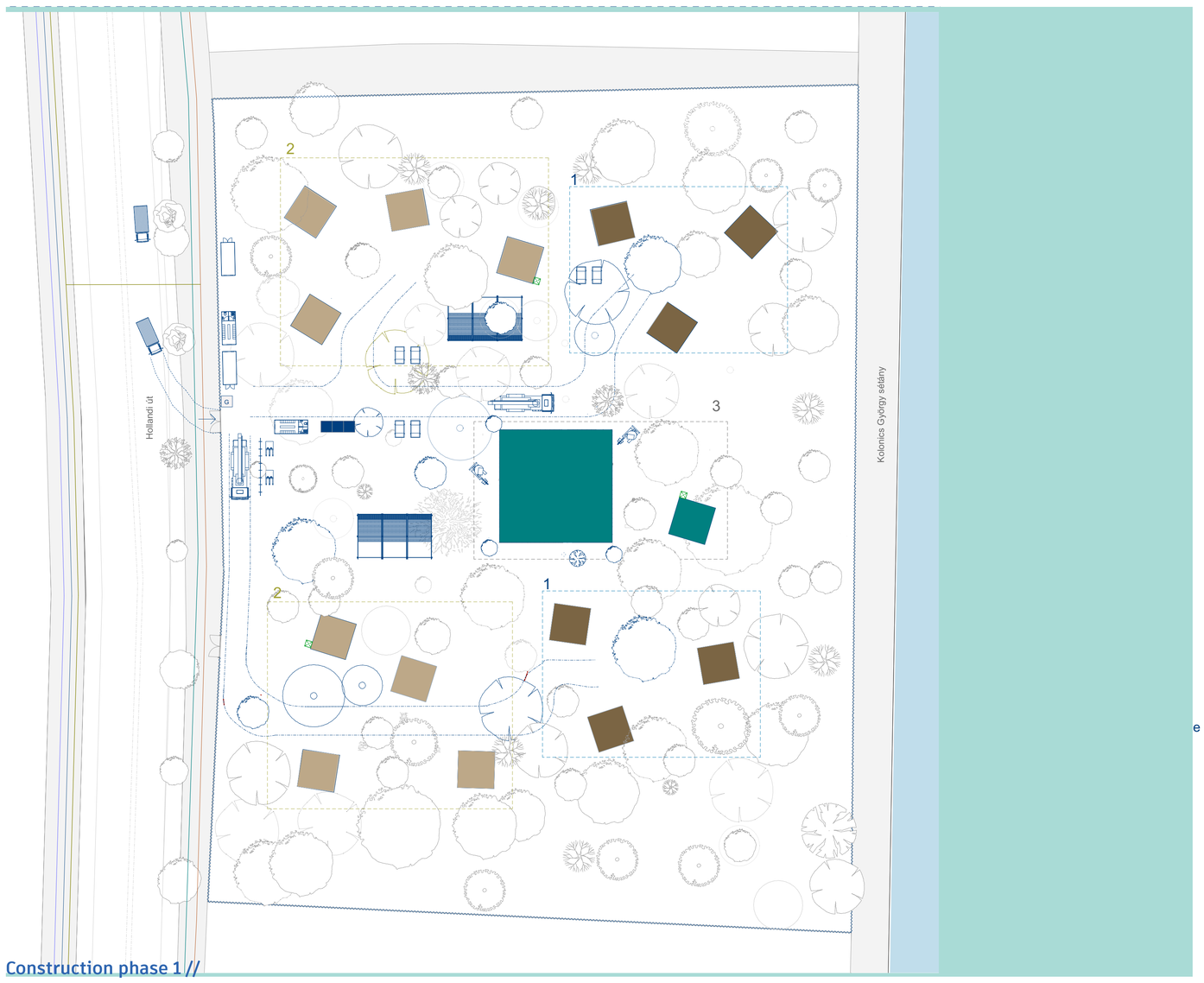

Construction phase 1 //

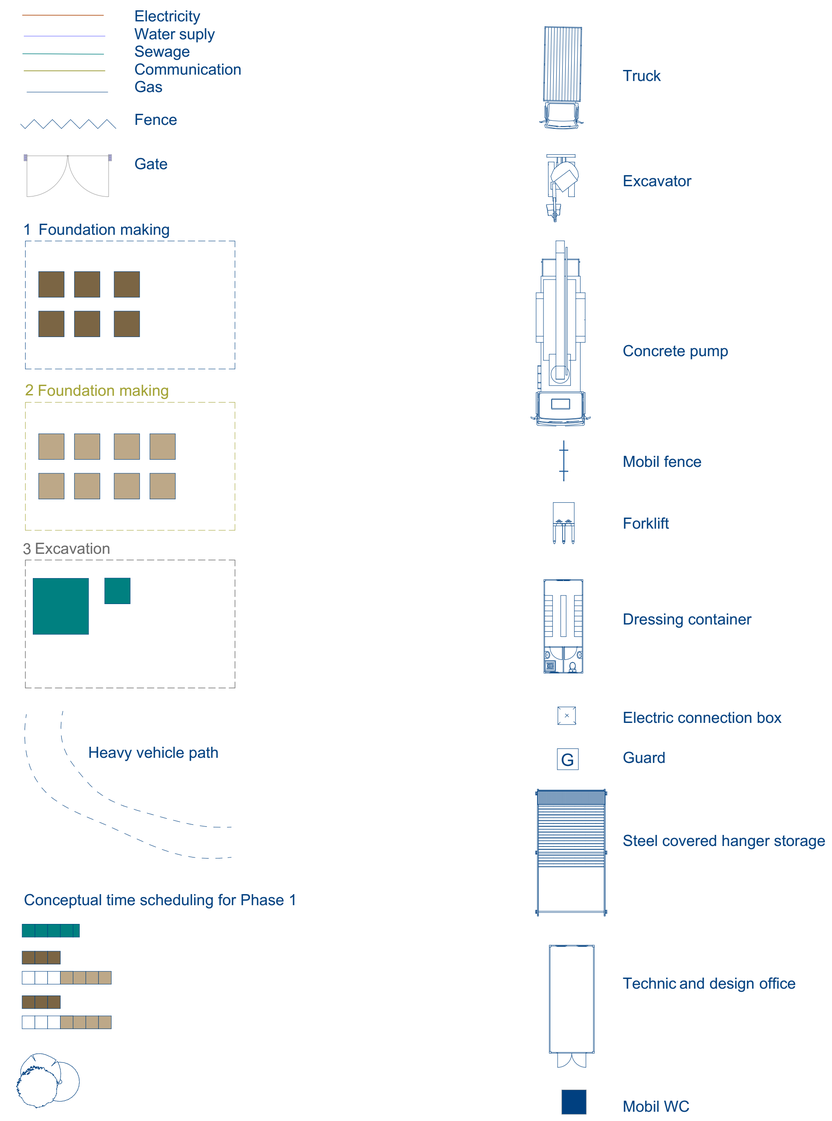

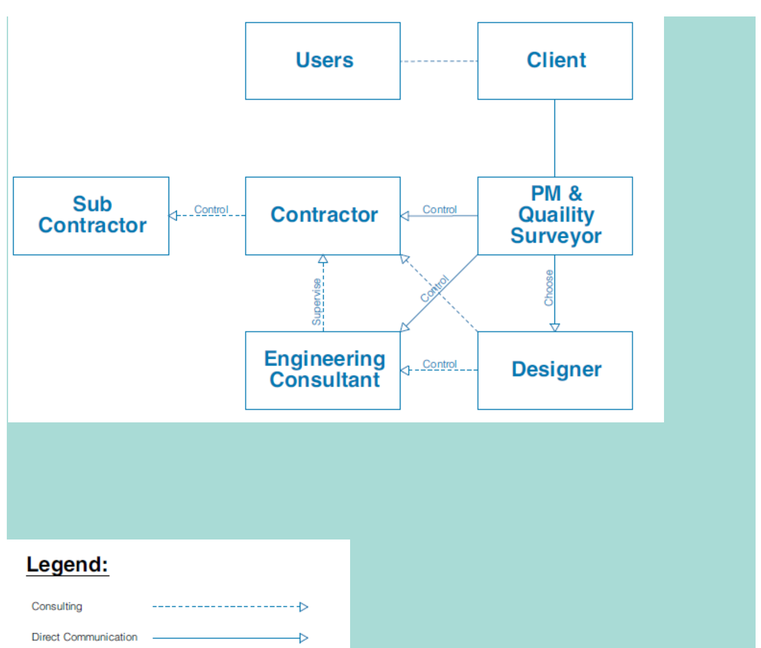

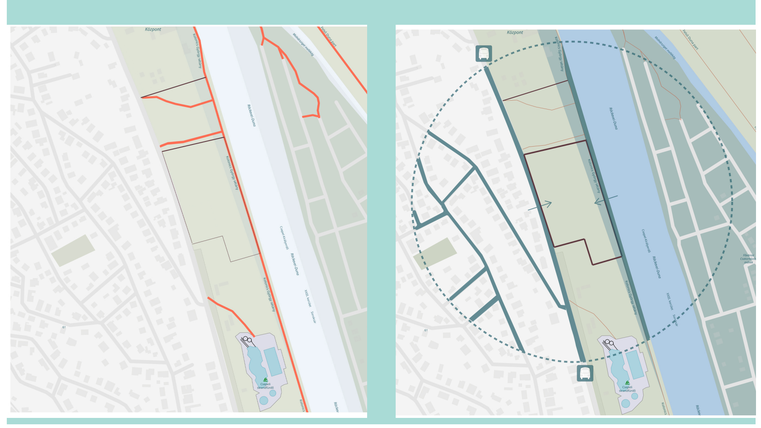

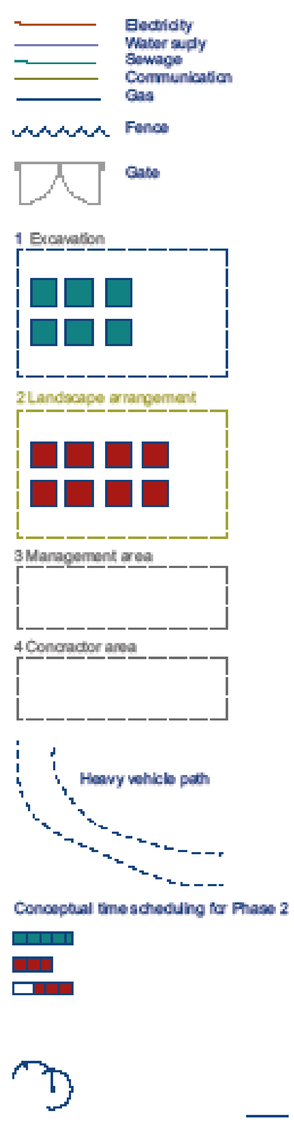

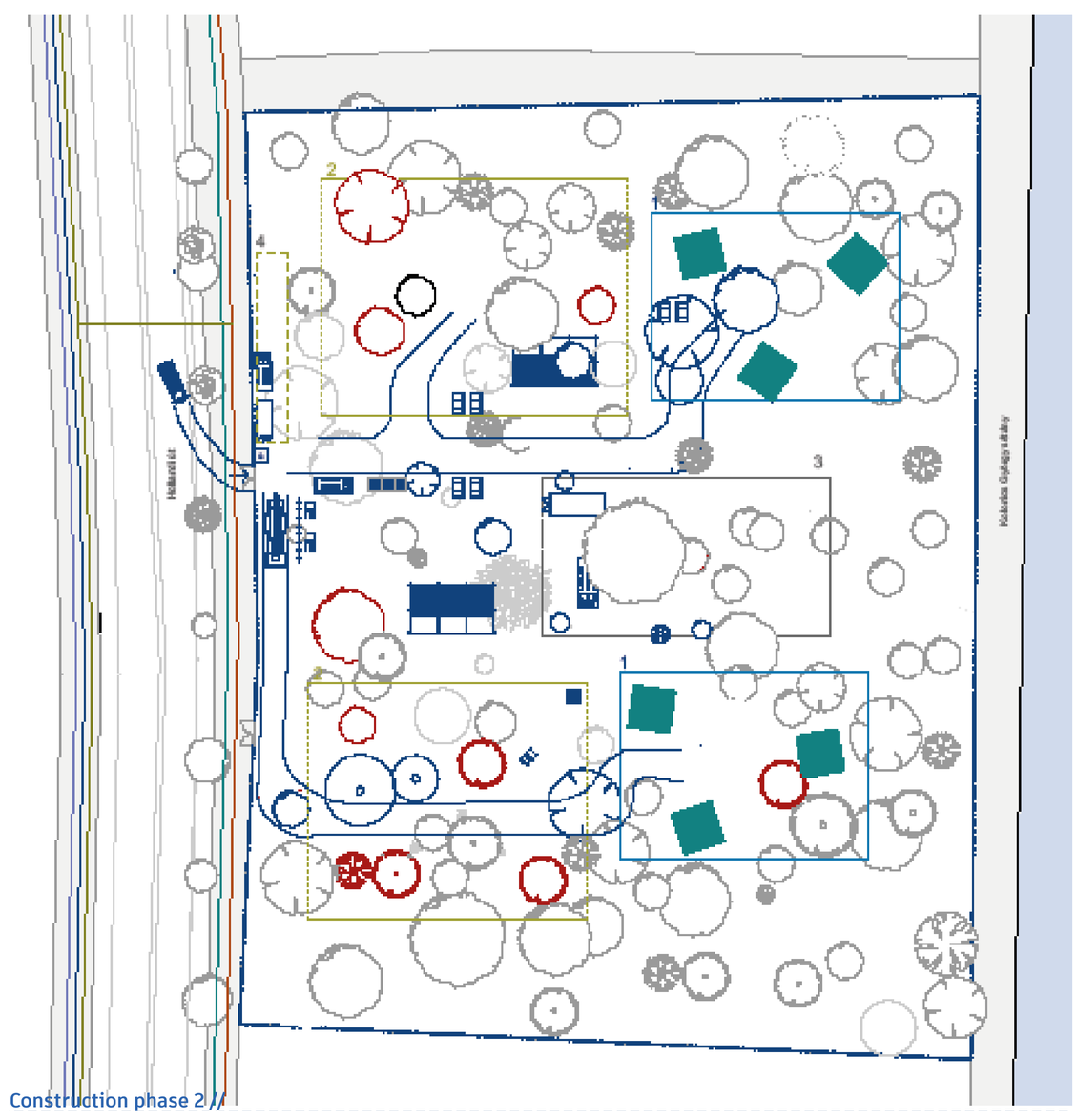

Construction phase 2 //